

**An Opinion Poll Concerning the Performance of Palestinian Institutions, their Service Provision, their Role in the Development Process, and International Funding.**  
**June 4-6, 2004**

“No amount of international assistance will alleviate our suffering. The suffering that we endure far outweighs any international assistance we get” (a 16 year old youth).

**49%: International funding has lessened the suffering of the Palestinians**

“There is no justice – just contacts. There is no fairness in food distribution” (a 43 year old man from Rafah).

**59%: The PNA does not treat everyone equally**

“We’ve seen no solutions from our Prime Minister – just condemnations, especially after the massacres in Rafah” (a 55 year old woman).

**26%: The Palestinian Prime Minister has conducted himself well.**

“If anyone has a factory, he’s more likely to employ his relatives than anyone else” (a 35 year old man).

**62%: The Private Sector does not do enough to tackle the country’s economic problems**

“We’ve seen nothing – I just don’t know if the assistance we get ends up being stolen” (a 55 year old man).

**78% of families have not benefited directly from international aid**

“Just give me 50 Jordanian Dinars and I can put someone in prison or get them out” (a 60 year old man).

**37% trust the security forces**

Date of fieldwork: 4-6/6/2004

Sample size: 1197 Palestinians in the West Bank and Gaza Strip

Number of sample locations: 75

Number of fieldworkers: 85 researchers

Percentage of error: + or -3%

Publication date: 28/6/2004

- For questions or enquiries, please contact Dr. Nader Said or Ayman Abdulmajeed at the listed numbers.
- Research Team: Dr. Nader Said (Team Leader), Ayman Abdulmajeed, Safwat Kharoubi, Wasim Abu Fasha and Maisa Barghouthi.
- DSP opinion polls are supervised by an independent Palestinian team of academic experts (see our website).
- All results represent the opinions of the respondents and do not represent the viewpoint of Birzeit University or the Development Studies Programme or any other related body.
- For details on our methodology, refer to our web page.
- Many thanks to the field researchers, and to the International Republican Institute (IRI) for their support.

Ramallah office:

Tel: 92 2 2959250 – 2958116

Fax: 2958117

Gaza office

Telefax: 972 8 2838884

P.O.Box: 1878 Ramallah – Palestine

Email: [dsp@birzeit.edu](mailto:dsp@birzeit.edu)

<http://home.birzeit.edu/dsp>

## Part One: Trust in Palestinian Institutions:

- Level of Trust in Palestinian and International Institutions
  - Respondents reported a high level of trust in Palestinian service providers (health, education and civil defense). At the same time, the majority has expressed a lack of trust in PNA institutions, the Palestinian Legislative Council, as well as the various political groups.
  - The level of trust in other Palestinian organizations is as follows: Al-Zakat Committees (58%), the local media (50%), civil society institutions and charities (47%).
  - The majority of respondents (53%) have trust in UNRWA.
  - Results show that Traditional conciliation councils enjoy a higher level of trust (57%) than the Palestinian justice system (43%).
  - Generally speaking, there appears to be a higher level of trust among Gaza respondents than respondents from the West Bank.

**Table (1): Level of Trust in Palestinian and International Institutions**

	Total (%)	West Bank (%)	Gaza Strip (%)
1. Schools	82.4	78.8	88.0
2. Palestinian Universities	61.7	62.3	60.7
3. PNA Health Provision	60.6	54.5	70.2
4. Civil Defense	58.9	55.9	63.5
5. Zakat Committees	58.0	54.0	64.3
6. Traditional conciliation councils	57.1	53.1	63.2
7. UNRWA	53.4	46.6	63.8
8. Local Media	50.4	48.5	53.4
9. Civil Societies and Charities	47.4	44.4	52.2
10. Justice System	42.5	39.9	46.4
11. Women's Committees and Unions	37.7	35.0	42.0
12. Palestinian Police	37.2	34.3	41.6
13. Funding Agencies	36.7	30.8	45.9
14. Labour Unions	36.2	31.4	43.8
15. Palestinian Opposition	35.9	35.6	36.5
16. Security Forces	31.9	29.5	35.6
17. Other Palestinian Institutions	31.2	29.9	33.3
18. Palestinian Legislative Council	27.8	28.7	26.4
19. Political Groups	26.6	27.9	26.4

## **Part Two: Evaluation of the performance of Palestinian Institutions**

**The results show differing opinions among respondents regarding the performance of Palestinian Civil Society Institutions, as well as suspicions regarding the conduct and role of PNA and Private Sector Institutions.**

### **– The conduct of the PNA in light of currently available opportunities**

Results from the poll point to differing opinions among respondents regarding the performance of the PNA and its institutions in relation to the economic, social and security requirements of the Palestinian people.

**1. Everyday Needs:** 12% of respondents believe that the PNA is fully capable of meeting their needs. 26% thought it was capable to a certain extent, while the majority (58%) believe that the PNA is incapable of meeting the everyday needs of Palestinians.

On a related issue, only 14% of respondents believe that the PNA provides assistance to the poor, and 22% thought that it provided assistance to a certain extent. However, a big majority (57%) believe that it does not provide any assistance to the poor.

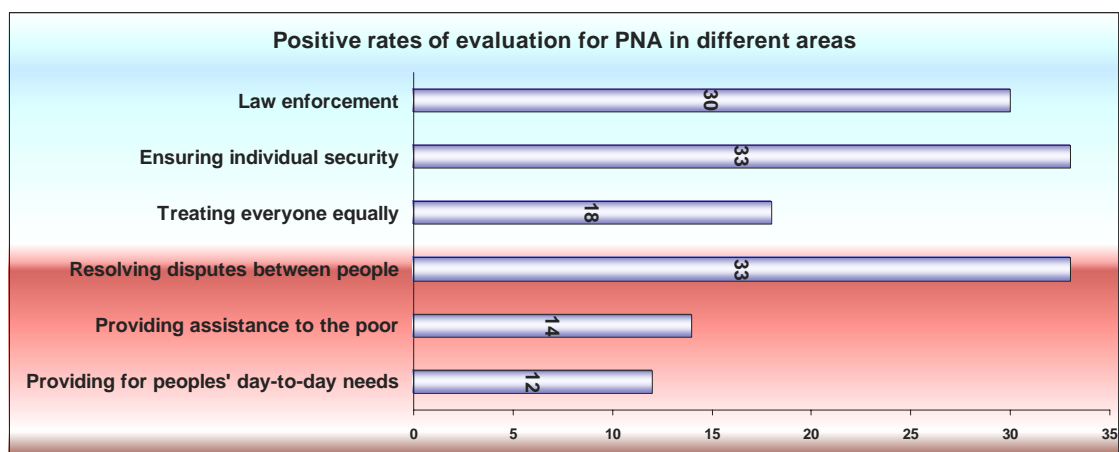
**2. Social Issues:** In relation to how the PNA deals with important social issues, there appears to be a three-way split in opinions relating to the extent to which the PNA resolves disputes among citizens. 33% believe that the PNA engages in resolving disputes, while 31% believe it does so to a certain extent and 31% saying that it does not do so at all.

On the issue of whether the PNA treats all citizens equally, 18% of respondents believe that it does, 17% believe that it does so to a certain extent, and a further 59% believe that it does not.

**3. Individual Security and the Rule of Law:** 33% of respondents believe that the PNA is fulfilling its duty in providing security for the individual, while 29% believe that it is fulfilling its duty to a certain extent. However, a slim majority (35%) believe that the PNA fails in this regard. With regard to the rule of law, a clear majority of respondents (42%) believe that the PNA is incapable of enforcing the rule of law, while 30% believe that it is fully capable and 24% believe that it is capable to a certain extent.

**4. Corruption and the Misuse of Public Funds:** A clear majority of respondents (57%) have expressed doubts that the PNA is doing enough in the fight against corruption in PNA institutions.

**5. The Future of the PNA:** Respondents are generally concerned about the lack of clarity regarding the future role of the PNA. 44% have expressed their concern its future, while 43% believe that it no longer enjoys a high level of standing in the Palestinian street.



- **Performance of Entrepreneurs and the Private Sector**

1. A huge majority (62%) of respondents thought that entrepreneurs and the private sector in general do not play a big enough part in tackling the country's economic problems. Only 12% believed that they did, 21% believed that they did to a certain extent.

2. On a related issue, the vast majority (61%) of respondents believe that the private sector does not treat all its employees equally. Only 11% believe that the private sector treats its employees fairly, while 22% believe that it does so to a certain extent.

- **The performance of Palestinian Civil Society Institutions, Charitable Organizations, and Political Groups**

In relation to the performance of Palestinian civil society institutions, charitable organizations and political groups, the results obtained are as follows: -

1. A slim majority (38%) of respondents believe that civil society institutions and charitable organizations are fulfilling their duties towards the Palestinian people. 36% believe this to be the case to a certain extent, while 21% believe that these organizations are failing in their duties towards the Palestinian people.

2. There appears to be a three-way split regarding the extent to which Palestinian political groups are playing their part in offering solutions to social and political problems. The majority (34%) of respondents are satisfied that this is the case, while 27% are satisfied to a certain extent, and 28% are not satisfied at all.

- **Evaluation of the role and effectiveness of service provision in the current period:**

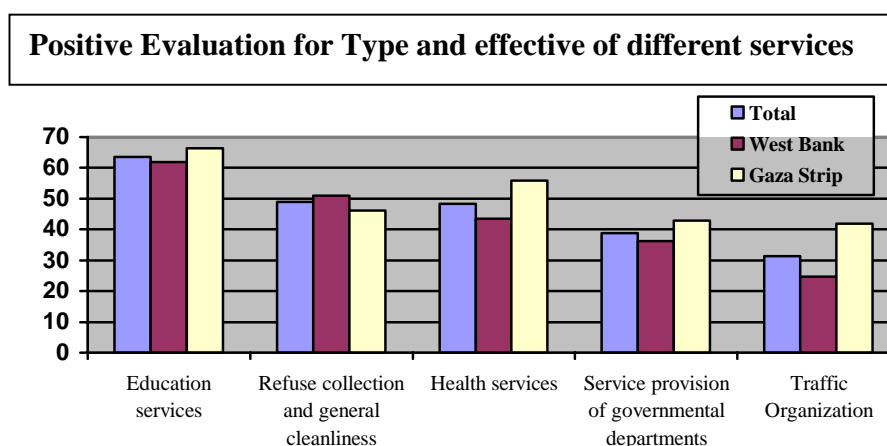
1. There appears to be a rising level of trust among respondents in the education system, coupled with rising satisfaction rates with the type and effectiveness of education provision. 64% consider education provision to be of a good standard, while 28% believe it is good to a certain extent, and a minority (6%) considers it to be bad.

2. A clear majority of respondents (49%) expressed satisfaction with refuse collection services and general cleanliness, while 29% thought it was fair and 21% thought it was unsatisfactory.

3. A clear majority (48%) of respondents thought that the level of healthcare provision was good, while 37% described it as fair, and only 13% thought it was unsatisfactory.

4. With regard to the service provision of governmental departments, there appears to be a two-way split between those respondents who expressed satisfaction (39%) and those who expressed satisfaction to a certain extent (39%). Only 17% of respondents were dissatisfied with their service.

5. On the issue of traffic control, 31% of respondents are satisfied with the service, 26% see it as good to a certain extent, while a majority (39%) considers it to be bad.



### Part Three: Palestinian Views Concerning the Role of Institutions in the Development Process.

The majority of respondents believe that Palestinian Civil Society Institutions are playing their part in the development process and help foster popular participation. Respondents are less generous in their evaluation of PNA institutions.

	PNA (%)			Civil society (%)		
	Total	West Bank	Gaza Strip	Total	West Bank	Gaza Strip
Building and empowerment Palestinian Society	47.2	44.4	51.4	55.3	52.2	60.1
Encouragement popular participation	33.5	35.9	34.9	48.5	44.8	54.2
Developing Palestinian Society	41.3	40.4	42.8	48.9	45.2	54.8

#### **Part Four: Assessment of the Current Palestinian Government**

- A mixed opinion regarding the performance of Ahmad Qurei's government, particularly in view of the fact that it does not appear to have a clear strategy.
- A feeling that the government should be replaced.
  
- A slight majority of respondents (33%) believe that the performance of Ahmad Qurei has been weak, 31% believe it has been fair, and 26% believe it has been good.
- With regard to the performance of Mr. Qurei's government, 22% think it has been good, 32% fair, and 36% believe it has been weak.
- A clear majority of respondents (51%) believe it is necessary to replace the current Palestinian government with a new government, whereas 36% believe that the current government should not be replaced.
- An overwhelming majority (40%) of respondents believe that the current Palestinian government does not have a clear strategy for addressing the concerns of the Palestinian people. Only 19% believe otherwise.

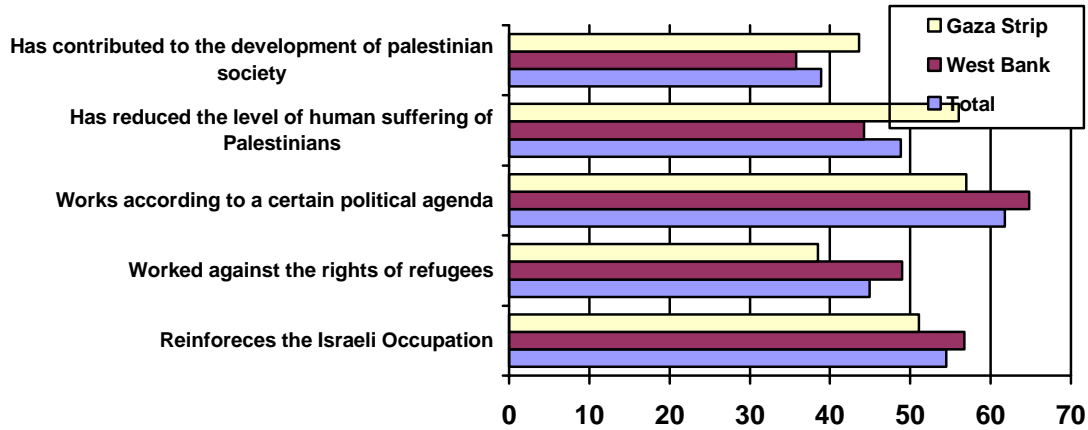
#### **Part 5: International Aid**

**There have been mixed opinions regarding the issue of international aid. Whilst respondents believe that international aid is helping to lessen the suffering of the Palestinian people, they also see it as being granted in accordance with a certain political agenda. What's more, they believe it consolidates Israel's control over the occupied Palestinian territories.**

- A slim majority (39%) of all respondents believe that international assistance has contributed to Palestine's social development. 38% believe that it has contributed to a certain extent, whereas 21% believe that it has not contributed at all.
- On this same issue, 49% of respondents believe that international assistance has lessened the human suffering of the Palestinian people. A slightly higher proportion (56%) of Gaza respondents believes this to be the case than in the case of West Bank respondents (44%).
- A clear majority (55%) of all respondents believe that international assistance has consolidated Israel's control over the occupied Palestinian territories. Only 32% believe that it has served the long-term interests of the Palestinian people.
- There appears to be a two-way split between those respondents (45%) who believe that international aid has worked against the rights of Palestinian refugees, and those (45%) who believe that it has served to reinforce those rights. It is worth noting that there is a clear difference in the responses of West Bank and Gaza respondents. 49% of West Bank respondents and 39% Gaza respondents believe that international aid has worked against the rights of Palestinian refugees, while 39% of West Bank respondents and 55% of Gaza respondents believe that it has served to reinforce those rights.
- The overwhelming majority (62%) of respondents believe that donor countries and funding agencies have a hidden political agenda when it comes to the granting of international financial aid to the Palestinians. Only a small minority of respondents (14%) believe that the international donor community acts solely out of concern for

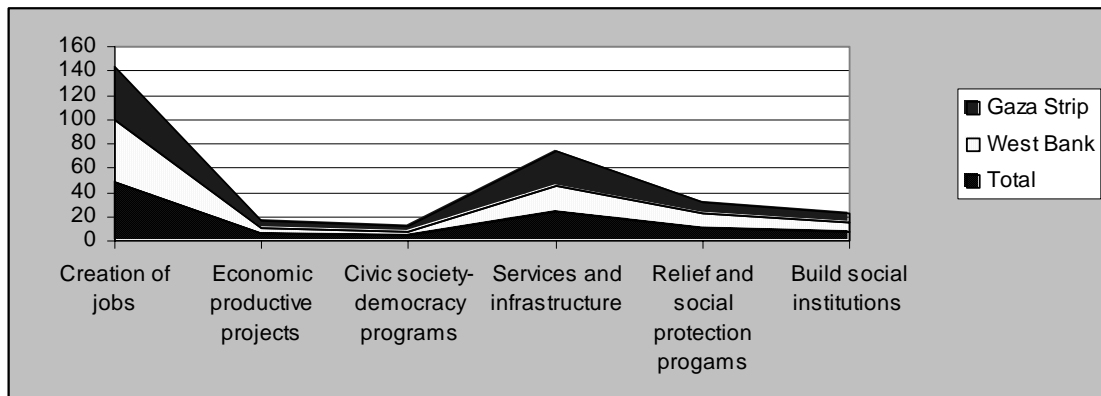
the needs of the Palestinian people. 24% of respondents believe that both issues are at play when the international donor community grants financial assistance to the Palestinians.

**Differing opinions concerning international funding**



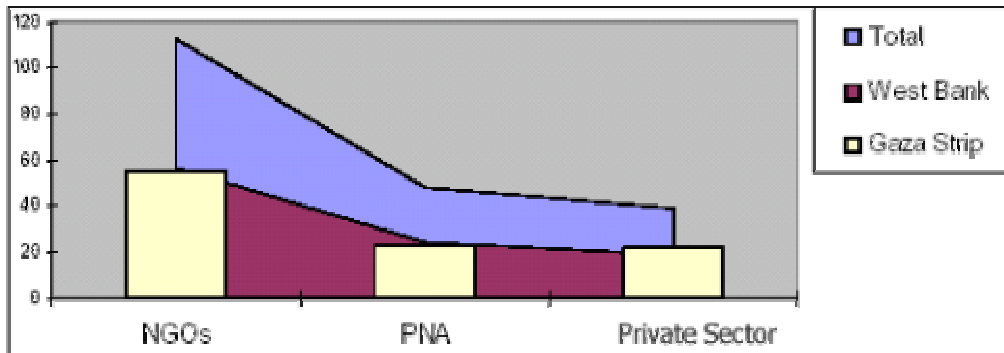
- **Funding Priorities:** Given the high level of unemployment in the Palestinian Territories, it is clear that the main concern of Palestinians is finding job opportunities. 48% of all respondents believe that donor countries should concentrate their aid efforts in this sphere. A further 24% believe that international assistance should concentrate on strengthening Palestinian infrastructure. Other priorities include relief efforts (11%), building and strengthening social institutions (8%), building and strengthening the manufacturing sector (6%), and widening popular participation and consolidating democracy (4%).

**Priority sectors for international funding**



- **Direct Benefits from international financial assistance:** The vast majority (78%) of our respondents have said that they or their families have not benefited directly from the assistance provided by the international donor community, as opposed to 22% who said that they had. 82% of West Bank respondents have not benefited directly from international financial assistance. For the Gaza Strip, this figure was 70%.
- Of those who benefited directly from such assistance, 54% said that the assistance was in the form of social care, as well as relief and emergency aid. A further 21% benefited from job creation schemes, 10% from infrastructure projects and 4% from training courses aimed at enhancing their role in society.
- **Who should be in receipt of future international donor aid?:** 56% of all respondents believe that all future international donor aid should go directly to Palestinian civil society institutions, while 24% thought it should go to PNA institutions. A further 20% believe that all future aid should be ploughed into the private sector. These responses relate directly to the increasing level of trust in civil society institutions and decreasing trust in the PNA and private sector institutions.

**The Palestinian party which should receive international funding**





*Development Studies Programme*

## **Annex 1**

### **Results of Opinion Poll # 17**

**Date of Publication: 28 June, 2004**

**Field Research: 4-6 June, 2004**

#### **Issues:**

- **Evaluation of Palestinian Institutions**
- **International Funding**

Sample size: 1200 Palestinians in the West Bank and Gaza

Number of sampling localities: 75

Margin of error:  $\pm 3\%$

	<b>Total %</b>	<b>West Bank %</b>	<b>Gaza Strip %</b>
<b><i>Section One: Evaluation of Institutions</i></b>			
<b>1. How much do you trust the following Palestinian institutions?</b>			
<b>Schools</b>			
1) Trusting	82.4	78.8	88.0
2) Somewhat trusting	10.0	11.8	7.2
3) Not trusting	6.7	7.9	4.8
4) no answer	0.9	1.5	0.0
<b>Palestinian Universities</b>			
1) Trusting	61.7	62.3	60.7
2) Somewhat trusting	22.2	20.7	24.6
3) Not trusting	9.8	8.4	11.9
4) no answer	6.3	8.6	2.9
<b>Governmental health services</b>			
1) Trusting	60.6	54.5	70.2
2) Somewhat trusting	21.8	24.1	18.2
3) Not trusting	14.9	17.1	11.5
4) no answer	2.6	4.3	0.1
<b>Civil defense</b>			
1) Trusting	58.9	55.9	63.5
2) Somewhat trusting	16.5	17.6	14.6
3) Not trusting	15.6	14.8	15.6
4) no answer	9.1	11.7	4.9
<b>Zakat Committees</b>			
1) Trusting	58.0	54.0	64.3
2) Somewhat trusting	21.7	22.4	20.6
3) Not trusting	15.8	18.9	11.1
4) no answer	4.5	4.8	4.0
<b>Traditional conciliation councils</b>			
1) Trusting	57.1	53.1	63.2
2) Somewhat trusting	18.0	18.4	17.3
3) Not trusting	16.8	17.9	15.0
4) no answer	8.2	10.6	4.4
<b>UNRWA</b>			
1) Trusting	53.4	46.6	63.8
2) Somewhat trusting	18.9	20.0	17.1

3) Not trusting	16.4	19.2	12.2
4) no answer	11.3	14.2	6.9
<b>Local Media</b>			
1) Trusting	50.4	48.5	53.4
2) Somewhat trusting	25.6	26.6	24.1
3) Not trusting	17.4	17.7	17.1
4) no answer	6.6	7.2	5.5
<b>NGO's</b>			
1) Trusting	47.4	44.4	52.2
2) Somewhat trusting	27.6	28.9	25.5
3) Not trusting	19.4	20.0	18.4
4) no answer	5.6	6.7	3.9
<b>The Judiciary</b>			
1) Trusting	42.5	39.9	46.4
2) Somewhat trusting	22.1	22.1	22.1
3) Not trusting	26.1	25.9	26.3
4) no answer	9.4	12.1	5.2
<b>Women's Unions</b>			
1) Trusting	37.7	35.0	42.0
2) Somewhat trusting	20.5	21.5	18.9
3) Not trusting	24.0	23.1	25.5
4) no answer	17.8	20.5	13.6
<b>The Police</b>			
1) Trusting	37.2	34.3	41.6
2) Somewhat trusting	24.5	24.3	24.9
3) Not trusting	33.5	34.7	31.8
4) no answer	4.8	6.7	1.7
<b>Funding Organizations</b>			
1) Trusting	36.7	30.8	45.9
2) Somewhat trusting	25.3	26.4	23.6
3) Not trusting	28.4	31.3	23.8
4) no answer	9.6	11.4	6.7
<b>Labour Unions</b>			
1) Trusting	36.2	31.4	43.8
2) Somewhat trusting	25.2	26.1	23.9
3) Not trusting	27.5	27.7	27.1
4) no answer	11.0	14.8	5.2
<b>Palestinian Opposition</b>			
1) Trusting	35.9	35.6	36.5
2) Somewhat trusting	24.4	22.4	27.5
3) Not trusting	28.4	28.1	29.0

4) no answer	11.2	13.9	7.0
<b>Security Agencies</b>			
1) Trusting	31.9	29.5	35.6
2) Somewhat trusting	24.3	23.8	25.2
3) Not trusting	37.3	38.4	35.5
4) no answer	6.5	8.3	3.7
<b>PNA Ministries</b>			
1) Trusting	31.2	29.9	33.3
2) Somewhat trusting	25.4	27.2	22.7
3) Not trusting	35.1	31.8	40.1
4) no answer	8.3	11.0	4.0
<b>Palestinian Legislative Council</b>			
1) Trusting	27.8	28.7	26.4
2) Somewhat trusting	25.7	25.3	26.2
3) Not trusting	37.0	33.4	42.7
4) no answer	9.5	12.6	4.6
<b>Political groups</b>			
1) Trusting	26.6	27.9	24.5
2) Somewhat trusting	25.9	25.3	26.9
3) Not trusting	34.6	30.8	40.5
4) no answer	12.9	16.0	8.2
<b>2. The following questions concern the conduct of the PNA and other Palestinian institutions in the current political climate.</b>			
<b>The PNA is carrying out its duty of providing security to its citizens</b>			
1) Right	32.5	28.2	39.1
2) Right to some extent	29.4	28.3	31.1
3) Wrong	34.9	38.6	29.3
4) No opinion	3.2	4.9	0.5
<b>The PNA is providing for the day-to-day needs of its citizens</b>			
1) Right	11.9	11.6	12.3
2) Right to some extent	25.8	23.8	28.9
3) Wrong	58.0	59.0	56.4
4) No opinion	4.3	5.6	2.3
<b>The PNA is making the necessary provisions for the poor</b>			
1) Right	13.5	14.0	12.8
2) Right to some extent	22.3	23.2	21.0
3) Wrong	57.4	53.4	63.6
4) No opinion	6.8	9.4	2.6
<b>The PNA is actively engaged in resolving conflicts among the Palestinian people</b>			
1) Right	32.9	29.1	38.8
2) Right to some extent	30.9	30.6	31.3

3) Wrong	32.5	34.4	29.4
4) No opinion	3.8	5.9	0.5
<b>The PNA enjoys a high standing among the Palestinian people</b>			
1) Right	31.2	29.5	33.8
2) Right to some extent	21.9	19.6	25.5
3) Wrong	43.4	45.6	40.0
4) No opinion	3.5	5.3	0.7
<b>I trust the PNA's ability to tackle social problems</b>			
1) Right	26.6	26.8	26.3
2) Right to some extent	27.4	27.8	26.9
3) Wrong	41.2	40.1	43.0
4) No opinion	4.7	5.3	3.8
<b>I trust the PNA's ability to impose law and order</b>			
1) Right	30.4	26.6	36.2
2) Right to some extent	23.5	22.8	24.6
3) Wrong	41.6	44.7	36.8
4) No opinion	4.5	5.9	2.4
<b>The PNA treats all citizens equally</b>			
1) Right	17.7	17.6	18.0
2) Right to some extent	17.4	17.4	17.4
3) Wrong	59.4	57.4	62.4
4) No opinion	5.5	7.6	2.2
<b>Entrepreneurs are playing their part in tackling the country's economic problems</b>			
1) Right	12.1	9.6	16.0
2) Right to some extent	21.1	21.4	20.6
3) Wrong	62.4	63.0	61.3
4) No opinion	4.4	6.0	2.1
<b>The private sector treats all employees equally</b>			
1) Right	10.8	9.3	13.1
2) Right to some extent	21.9	23.3	19.7
3) Wrong	61.1	60.0	60.5
4) No opinion	6.0	7.4	6.8
<b>Civil society organizations and charities are carrying out their duties towards Palestinians society</b>			
1) Right	37.5	31.0	47.8
2) Right to some extent	35.5	38.2	31.3
3) Wrong	20.5	22.7	17.1
4) No opinion	6.5	8.2	3.8
<b>Political movements are playing a part in presenting solutions to political and social problems</b>			
1) Right	33.5	32.1	35.6
2) Right to some extent	27.4	25.8	29.8
3) Wrong	27.7	29.3	25.3

4) No opinion	11.4	12.9	9.2
<b>3. How do you evaluate the performance of Prime Minister Mr. Ahmad Queri'?</b>			
1) Good	25.9	23.6	29.6
2) Fair	30.6	30.4	31.1
3) Weak	32.9	34.0	31.3
4) No opinion	10.5	12.0	8.0
<b>4. How do you evaluate the performance of the current Palestinian government</b>			
1) Good	21.8	19.3	25.7
2) Fair	31.7	30.3	33.9
3) Weak	35.7	36.8	33.9
4) No opinion	10.9	13.6	6.5
<b>5. In general, do you believe that the PNA has an effective plan for dealing with the concerns and needs of the Palestinian people</b>			
1) Yes	18.9	16.4	22.9
2) To some extent	32.4	35.1	28.0
3) No	40.0	38.5	42.1
4) No opinion	8.8	9.9	6.9
<b>6. In general, how do you rate the effectiveness of the following types of public service provision?</b>			
<b>Education</b>			
1) Good	63.6	61.9	66.3
2) Fair	28.3	29.5	26.5
3)Weak	6.3	6.0	6.8
4) No opinion	1.8	2.7	0.4
<b>Refuse collection and general cleanliness</b>			
1) Good	49.0	50.9	46.2
2) Fair	28.9	27.8	30.5
3)Weak	20.5	18.8	23.3
4) No opinion	1.6	2.5	1.0
<b>Healthcare provision</b>			
1) Good	48.3	43.5	55.8
2) Fair	37.1	38.6	34.7
3)Weak	12.5	14.4	9.5
4) No opinion	2.2	3.6	0.0
<b>Service provision of Governmental departments</b>			
1) Good	38.9	36.3	42.9
2) Fair	38.6	38.5	38.8
3)Weak	16.5	17.4	15.3
4) No opinion	6.0	7.9	3.1
<b>Traffic organization</b>			
1) Good	31.4	24.7	41.9
2) Fair	25.6	22.9	29.9

3)Weak	38.8	45.8	27.7
4) No opinion	4.1	6.5	0.5
<b>7. Do you think that the PNA is doing enough to tackle corruption in its institutions?</b>			
1) Yes	24.9	24.4	25.8
2) No	56.6	54.0	60.6
3) Don't know	14.1	17.7	8.6
4) There is no corruption	4.3	3.8	5.1
<b>8. Do you think that there is a need to change the current Palestinian Government ?</b>			
1) Yes	51.7	45.3	60.2
2) No	35.7	39.4	30.0
3)Don't Know	13.2	15.3	9.8
<b>9. Do you believe that the Palestinian National Authority contributes to the building and empowerment of Palestinian society?</b>			
1) Yes	47.2	44.4	51.4
2) No	44.6	44.6	44.6
3)Don't Know	8.3	11.0	4.0
<b>10. Do you believe that the Palestinian National Authority encourages the participation of Palestinians in determining its priorities and programs?</b>			
1) Yes	35.5	35.9	34.9
2) No	55.2	53.3	58.2
3)Don't Know	9.3	10.8	6.9
<b>11. Do you believe that the PNA institutions are performing their role in developing Palestinian society?</b>			
1) Yes	41.3	40.4	42.8
2) No49.9	49.9	49.2	51.0
3)Don't Know	8.8	10.4	6.2
<b>12. How do you describe your feelings about the future of the PNA? Do you feel?</b>			
1) Secure	18.4	16.8	20.9
2) Secure to an extent	33.6	34.2	32.7
3) Insecure	44.3	44.8	43.6
4) No Opinion	3.7	4.3	2.9
<b>13. Do you believe that the Palestinian civil society organizations contribute to the building and empowerment of Palestinian society?</b>			
1) Yes	55.3	52.2	60.1
2) No	24.5	26.4	21.4
3) I'm not sure	20.3	21.4	18.5
<b>14. Do you believe that the Palestinian civil society organizations encourage the participation of Palestinians in determining their priorities and programs?</b>			
1) Yes	48.5	44.8	54.2
2) No	30.2	33.2	25.5
3) I'm not sure	21.4	22.1	20.2
<b>15. Do you believe that Palestinian civil society organizations are performing their role in developing Palestinian society?</b>			
1) Yes	48.9	45.2	54.8

2) No	29.7	31.2	27.2
3) I'm not sure	21.4	23.5	18.0
<b>Section Two: International Funding</b>			
<b>16. In general, do you believe that international funding contributes to the development of Palestinian society?</b>			
1) yes	38.9	35.8	43.6
2) To some extent	38.2	39.7	35.9
3) No	20.9	22.0	19.1
4) No opinion	2.0	2.4	1.4
<b>17. Do you believe that international funding reduces the human suffering of the Palestinian people in the West Bank &amp; Gaza?</b>			
1) yes	48.8	44.2	56.0
2) To some extent	32.5	34.0	30.3
3) No	16.3	18.3	13.4
4) No opinion	2.3	3.6	0.4
<b>18. Do you believe that international funding contributes to the protection of the rights of refugees or does it contribute to their annihilation?</b>			
1) Contributes to their protection	45.4	39.4	54.7
2) Contribute to their annihilation	44.9	49.0	38.5
3) No opinion	9.7	11.6	6.8
<b>19. Do you believe that donor countries and agencies determine priorities according to the needs of Palestinian society or according to their own political agendas?</b>			
1) According to the needs of Palestinian society	13.5	12.3	15.5
2) According to their own political agendas	61.8	64.8	57.0
3) Both	24.3	22.9	26.4
4) Don't know	0.5	0.0	1.2
<b>20. Does international funding help support the achievement of Palestinian national goals or does it reinforce the Israeli occupation?</b>			
1) Supports the achievement of Palestinian national goals	32.4	28.9	37.9
2) Reinforces the Israeli occupation	54.5	56.7	51.1
3) No opinion	13.0	14.4	11.0
<b>21. At the present time, which of the following must be the main priority for international funding agencies?</b>			
1) Support the creation of jobs	48.4	51.1	44.2
2) Build the physical and services infrastructure	24.0	21.6	27.7
3) Support relief and social protection programs	10.6	11.7	8.9
4) Build social institutions	7.6	7.9	7.2
5) Support economic productive projects	5.5	4.4	7.3

6) Support civic society – democracy and participation programs	3.8	3.2	4.8
<b>22. Do you believe that international funding must go primarily to:</b>			
1) PNA institutions?	23.9	24.4	23.1
2) NGOs	55.9	56.7	54.8
3) Private sector	20.2	18.9	22.1
<b>23. On a personal level, do you feel that you (or a member of your immediate family) benefited directly from projects funded by international agencies?</b>			
1) Yes	21.7	16.5	29.8
2) No	77.5	82.1	70.2
3) Don't know	0.9	1.4	0.0
<b>24. If yes, In which of the following fields did you benefit the most?</b>			
1) 1) Relief, emergency, and social protection programs	59.1	52.3	65.2
2) Job creation projects	20.7	19.9	21.4
3) Productive economic projects	6.4	8.8	4.3
4) Civic education projects (awareness and training)	3.9	3.0	4.7
5) Infrastructure projects	9.9	16.0	4.4

## Annex 2: Sample distribution

Region	%	Type of locality	%	Refugee Status	%
West Bank	60.9	City	38.9	Refugee	47.4
Gaza Strip	39.1	Village- town	37.4	Non-refugee	52.6
Governorate	%	Camp	23.7	Sector	%
Jenin	6.7	Gender	%	Private sector	71.0
Tubas	1.3	Male	50.3	N.G.O.'s	4.4
Tulkarm	3.4	Female	49.7	Public Sector	24.7
Nablus	10.2			Education	%
Qalqilya	2.8	Marital status	%	Illiterate	20.3
Salfit	1.2	Single	28.3	Preparatory	21.2
Jericho	1.1	Married	67.1	Elementary	31.1
Ramallah	7.8	Others	4.5	Secondary	16.7
Jerusalem	9.9	Age	%	Diploma	4.9
Bethlehem	4.4	16-17	8.2	B.A. or more	5.7
Hebron	12.2	18-22	17.7	Place of Residence prior to 1994	%
North Gaza	7.9	23-27	15.1		
Gaza City	13.5	28-32	12.6		
Deir al-Balah	4.8	33-37	10.9	West Bank & Gaza	92.5
Khan Younis	8.5	38-42	8.8	Abroad	7.5
Rafah	4.3	43-47	6.4	Income (NIS)*	%

<b>Occupation</b>	<b>%</b>	48-52	4.9	No Income	6.3
Laborers	7.1	> 52	15.5	Less than 700	33.1
Craftsman	3.5	<b>Occupation</b>	<b>%</b>	700-1000	18.2
Housewives	41.3	Professional	0.6	1001-1700	18.0
Unemployed	16.9	Employees	8.5	1701-2500	13.1
Merchants	3.4	Retired	1.2	2501-3000	5.1
Students	16.0	Farmers	1.6	More than 3000	6.3
<b>*1\$= 4.45NIS</b>					