



The Palestinian Initiative for the Promotion of Global  
Dialog and Democracy—MIFTAH

Comparative actual spending report for  
2024–2025  
Ministry of Agriculture

Prepared by:  
Moayyad Afana

2026

## Comparative actual spending report for the Ministry of Agriculture 2024–2025

In accordance with the 2025 Ministry of Finance actual spending report, actual expenditures allocated to the Ministry of Agriculture were **ILS 166.4 million** of a total **ILS 17,202.8 million** from overall actual spending in the 2025 budget, or **0.97%** of overall expenditures. [1]

According to the 2024 annual actual spending report by the Ministry of Finance, actual spending allocated to the Ministry of Agriculture was **ILS 118.2 million** of **NIS 17,518.8 million** of the 2024 overall annual actual spending from the public budget, or **0.67%** of overall expenditures. [2]

The table below illustrates comparative figures for annual actual spending items for 2024–2025 for the Ministry of Agriculture:

### Comparative annual actual spending for 2024–2025 for Ministry of Agriculture/million shekels

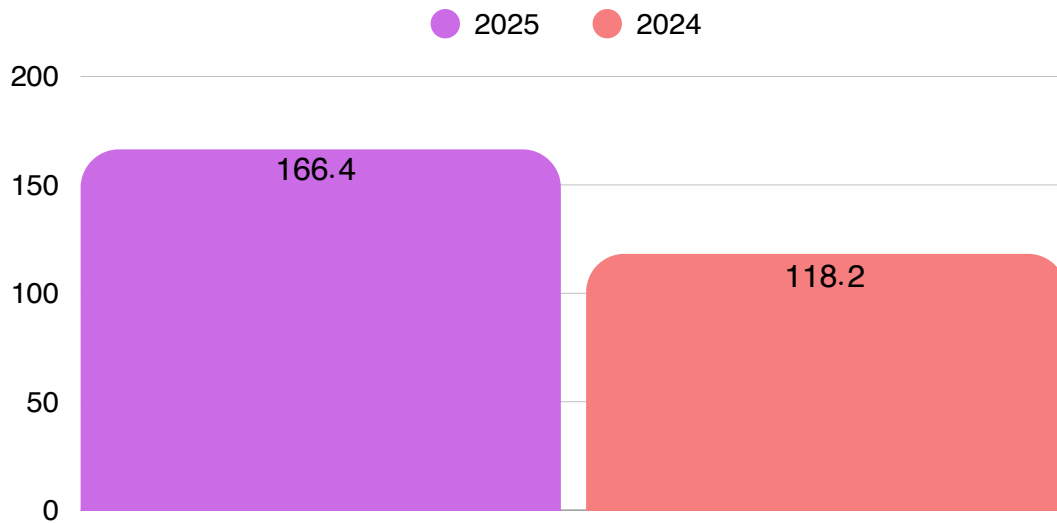
| Item                       | 2024 actual spending/million shekels | 2025 actual spending/million shekels | 2024/2025 comparison |
|----------------------------|--------------------------------------|--------------------------------------|----------------------|
| Salaries and wages         | 77.8                                 | 75.4                                 | 96.90%               |
| Social contributions       | 7.4                                  | 7.2                                  | 97.60%               |
| Goods and services         | 17.3                                 | 13.6                                 | 78.50%               |
| Transfer expenditures      | 0.3                                  | 0                                    | 0.00%                |
| Capital expenditures       | 0.5                                  | 0                                    | 0.00%                |
| Developmental expenditures | 14.8                                 | 70.2                                 | 473.20%              |
| <b>Total</b>               | <b>118.2</b>                         | <b>166.4</b>                         | <b>140.80%</b>       |

**Note:** The abovementioned figures are on an accrual basis. For example, the above salary and wage values are those committed by the Ministry of Finance to employees, not those spent on a cash basis, due to the disbursement of a percentage of the salary since the end of 2021.

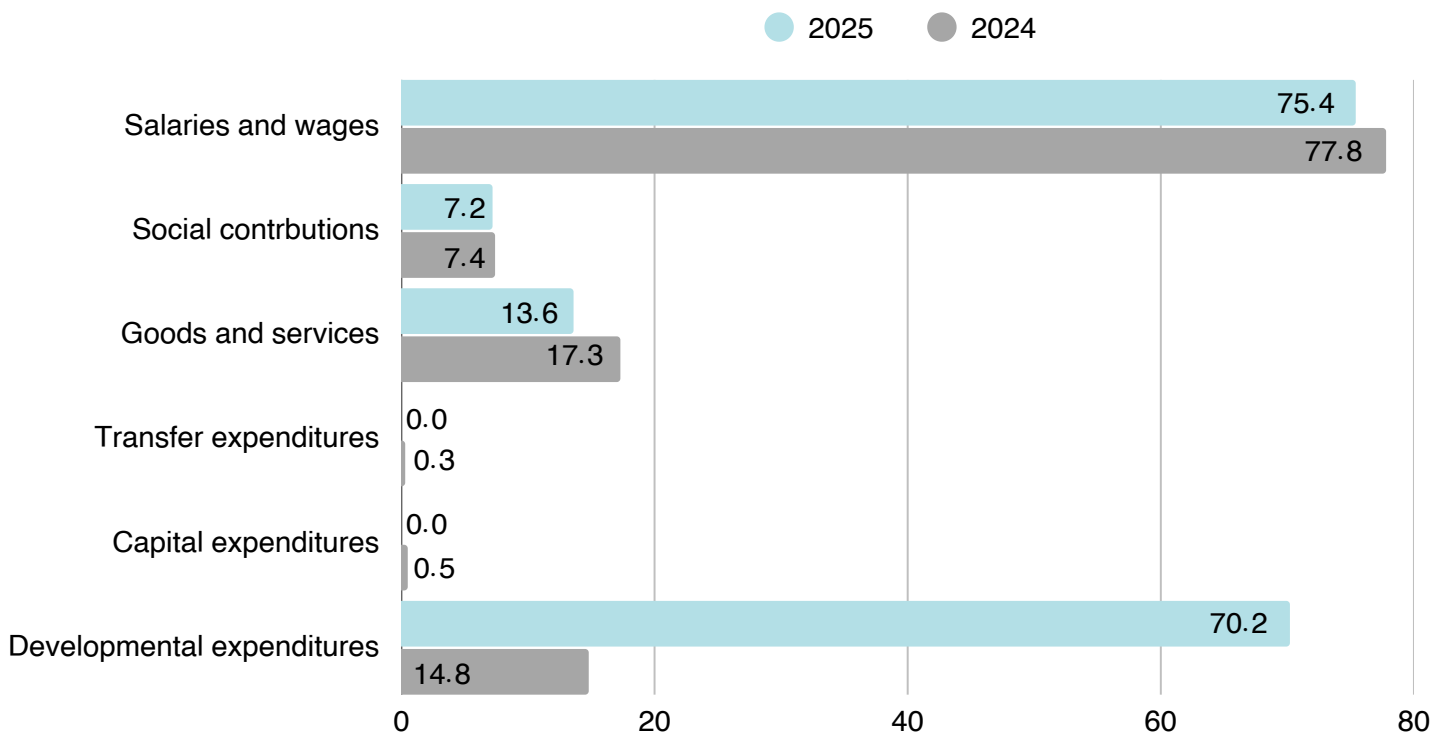
[1] Cumulative actual spending report for December 2025, released by the Ministry of Finance on January 28, 2026, Table (5b)

[2] Cumulative actual spending report for December 2024, released by the Ministry of Finance on June 24, 2025, Table (5b)

## Comparative annual actual spending for 2024–2025 for Ministry of Agriculture/million shekels

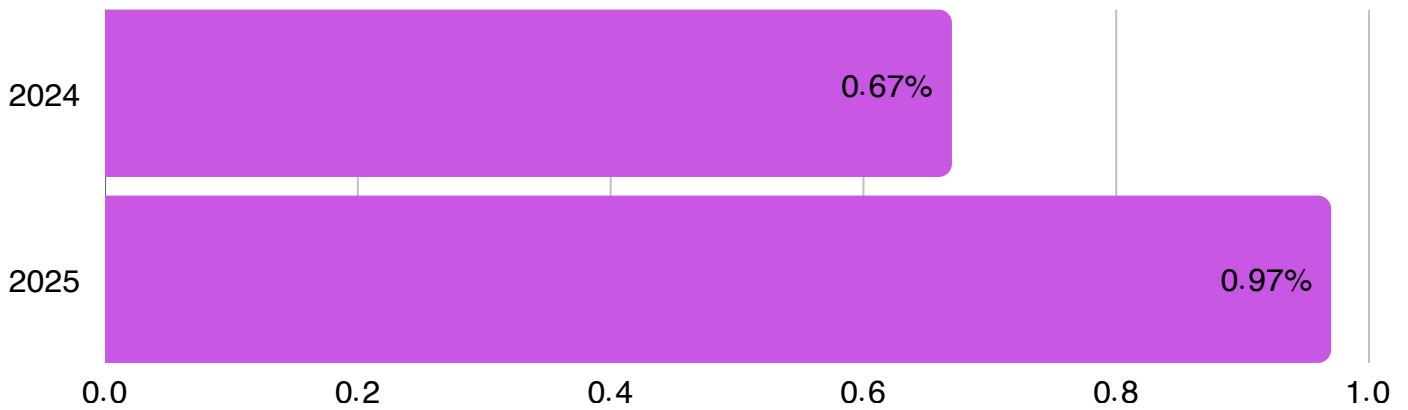


## Comparative annual actual spending for 2024–2025 for Ministry of Agriculture according to item/million shekels

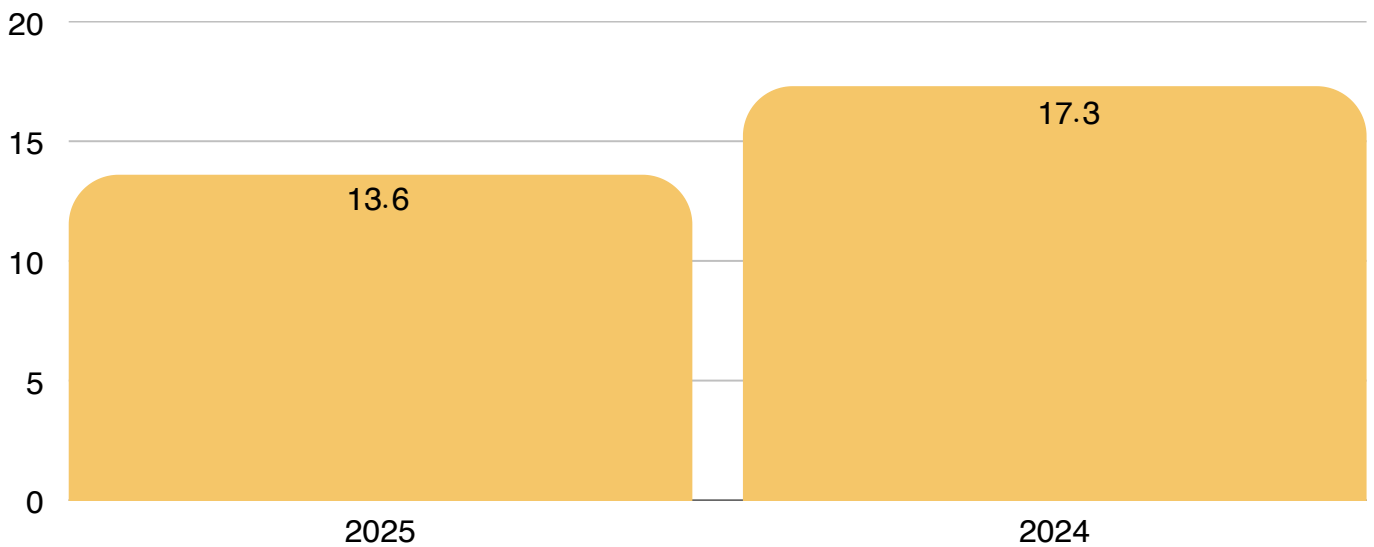


\* The above-mentioned figures represent the actual expenditures indicated by the Ministry of Finance's official reports. These amounts do not include community-funded expenditures or projects that are funded through direct bilateral agreements between partners and targeted ministries.

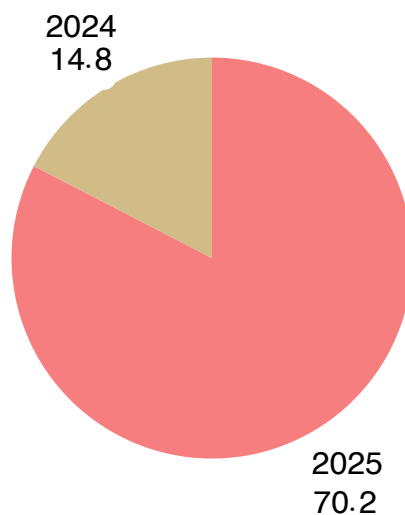
**Percentage of annual actual spending for the Ministry of Agriculture from the overall public expenditures for 2024/2025**



**Comparison of annual actual spending for 2024–2025 from operational expenditures “goods and services” at the Ministry of Agriculture/million shekels**



**Comparison of annual actual spending for 2024–2025 from developmental expenditures at the Ministry of Agriculture/million shekels**



Actual spending on the Ministry of Agriculture significantly increased in 2025 compared to 2024. Developmental expenditures saw a significant rise in 2025 compared to 2024, increasing from ILS14.8 to ILS70.2 million. It should be noted that developmental expenditures include, according to the estimated budget, support for areas marginalized and affected by the wall and settlements, the development of marginalized communities in southern areas of the West Bank, support for developmental needs in the Jordan Valley and agricultural assistance programs.

### **Analysis of annual comparative actual spending figures for the Ministry of Agriculture, 2024–2025:**

**One:** Annual actual spending for the Ministry of Agriculture in 2025 was higher than in 2024, increasing from ILS118.2 million in 2024 to ILS166.4 million, in 2025.

**Two:** The percentage of actual spending on the Ministry of Agriculture increased from 0.67% of overall public expenditures in Palestine for 2024 to 0.97% in 2025, which is a positive increase.

**Three:** Actual spending on salaries and wages, social contributions, operational expenditures “goods and services” capital and transfer expenditures, decreased in 2024 compared to 2025.

**Four:** Actual spending on developmental expenditures considerably increased from ILS14.8million in 2024 to ILS70.2 million in 2025.

**Summary:** It is worth noting from the analysis of the comparative annual actual spending at the Ministry of Agriculture for 2024–2025 that actual spending was higher in 2025 than in 2024, even if at the level of absolute value or percentage of overall expenditures. There was a significant increase in developmental expenditures, which is positive for promoting the steadfastness of the Palestinian people, given that the agricultural sector is a support sector for steadfastness and preservation of the land, in addition to promoting food security.

## Important Terms:

- **Expenditures:** Includes current as well as capital and developmental expenditures
- **Current expenditures:** Includes salaries, wages, social contributions, operational and transfer expenditures
- **Salaries and wages:** Salaries and wages of Ministry employees
- **Social contributions:** Represents the government's contribution to the General Pension and Social Security Authority for pensioners
- **Operational costs for “commodities and services”:** the necessary expenditures for the operation of the public institution, i.e. the Ministry (building rentals, electricity, water, fuel, etc.). They include medical referrals at the Ministry of Health and the purchase of medicines and are part of the current expenditures.
- **Transfer expenditures:** are the expenditures paid by the government to different societal segments through a public institution for the benefit of a third party (such as payments to assist the poor or to martyrs' families).
- **Capital expenditures:** includes the possession of capital assets (buildings, land, equipment, vehicles, etc.)
- **Developmental expenditures:** are expenditures which have a nature that is different from current expenditures in terms of their useful life and the return from expenditures, whereas their useful life and the return/yield extend beyond one year.
- **Cash-basis:** The method which financial and accounting transactions are conducted upon cash payment of cash receipt, i.e. it focuses on cash flow activity whereby financial operations are not registered in the books until after collection or the cash payment of the due amount is paid.
- **Accrual basis:** The method in which data and accounting in transactions are registered on the date of the occurrence irrespective of cash payment or receipt.