



The Palestinian Initiative for the Promotion of Global
Dialog and Democracy—MIFTAH

Comparative actual spending report for
2024–2025

Official Media Sector

PBC/ WAFI/ Al Hayat Al Jadida Publishing House/
National Printing House

Prepared by:
Moayyad Afana

2026

Comparative actual spending report for 2024–2025 Official Media Sector

In accordance with the 2025 Ministry of Finance actual spending report, actual expenditures allocated to the official media were **ILS153.6 million** of a total **ILS17,202.8 million** from overall actual spending in the 2025 budget, or **0.89%** of overall expenditures. [1]

According to the 2024 annual actual spending report by the Ministry of Finance, actual spending allocated to the official media was **ILS157.5 million** of **NIS17,518.8 million** of the 2024 overall annual actual spending from the public budget, or **0.90%** of overall expenditures. [2] It should be noted that in 2024, the Ministry of Media was dissolved.

The table below illustrates comparative figures for annual actual spending items for 2024–2025 for the official media sector:

Comparative annual actual spending for 2024–2025 for Official Media Sector million shekels/

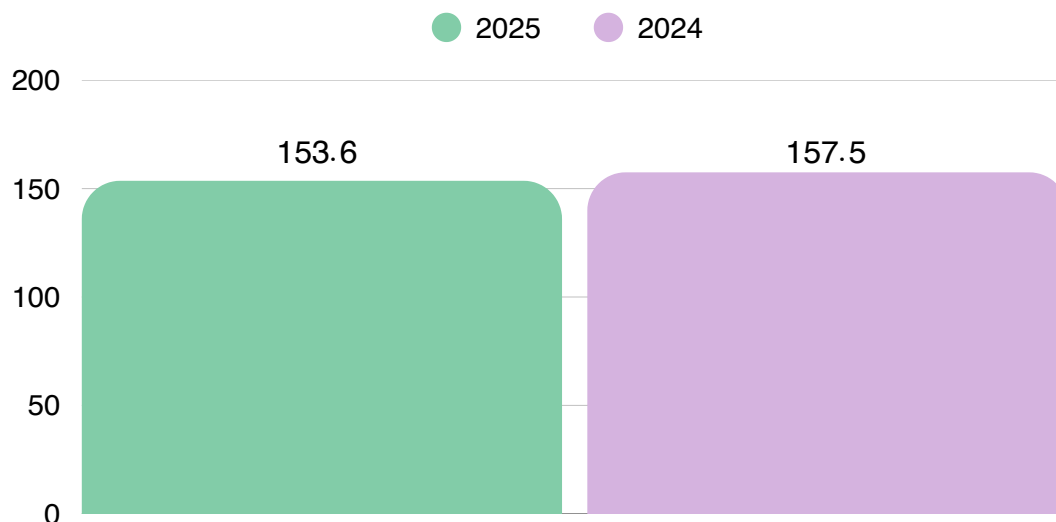
Item	2024 actual spending/million shekels	2025 actual spending/million shekels	2024/2025 percentage
Salaries and wages	89.1	80.1	89.90%
Social contributions	8.62	7.8	90.50%
Goods and services	57.8	59.9	103.70%
Capital expenditures	2	3.7	182.40%
Developmental expenditures	-0.04	2.16	-
Total	157.5	153.6	97.60%

Note: the abovementioned figures are on an accrual basis. For example, the above salary and wage values are those committed by the Ministry of Finance to employees, not those spent on a cash basis, due to the disbursement of a percentage of the salary since 2021.

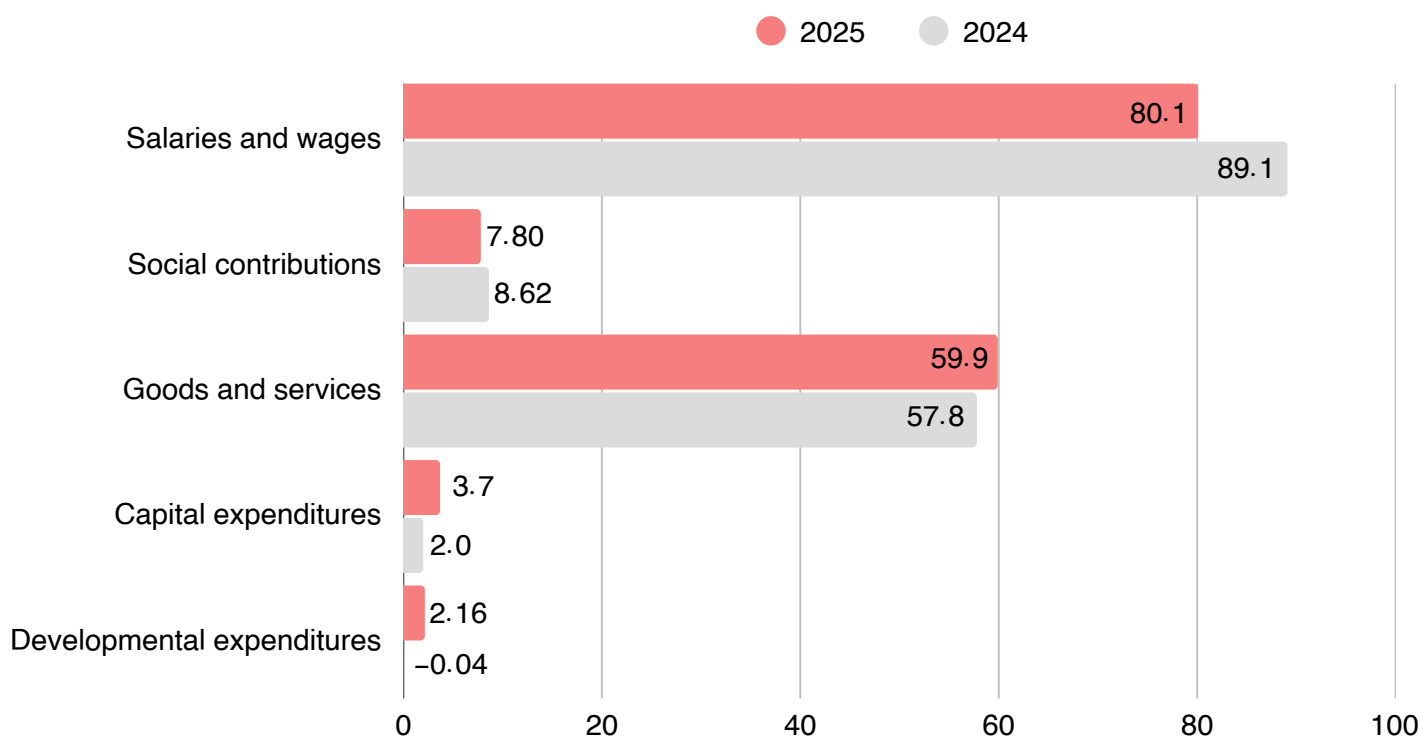
[1] Cumulative actual spending report for December 2025, released by the Ministry of Finance on January 28, 2026, Table (5b)

[1] Cumulative actual spending report for December 2024, released by the Ministry of Finance on January 28, 2025, Table (5b)

Comparative annual actual spending for 2024–2025 for the Official Media Sector/million shekels

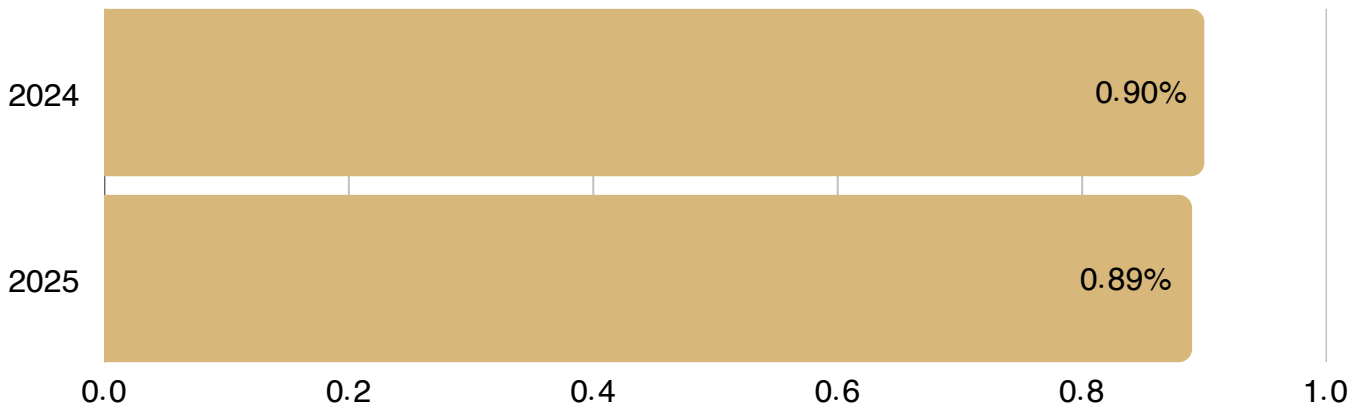


Comparative annual actual spending for 2024–2025 for the Official Media Sector, according to item/million shekels

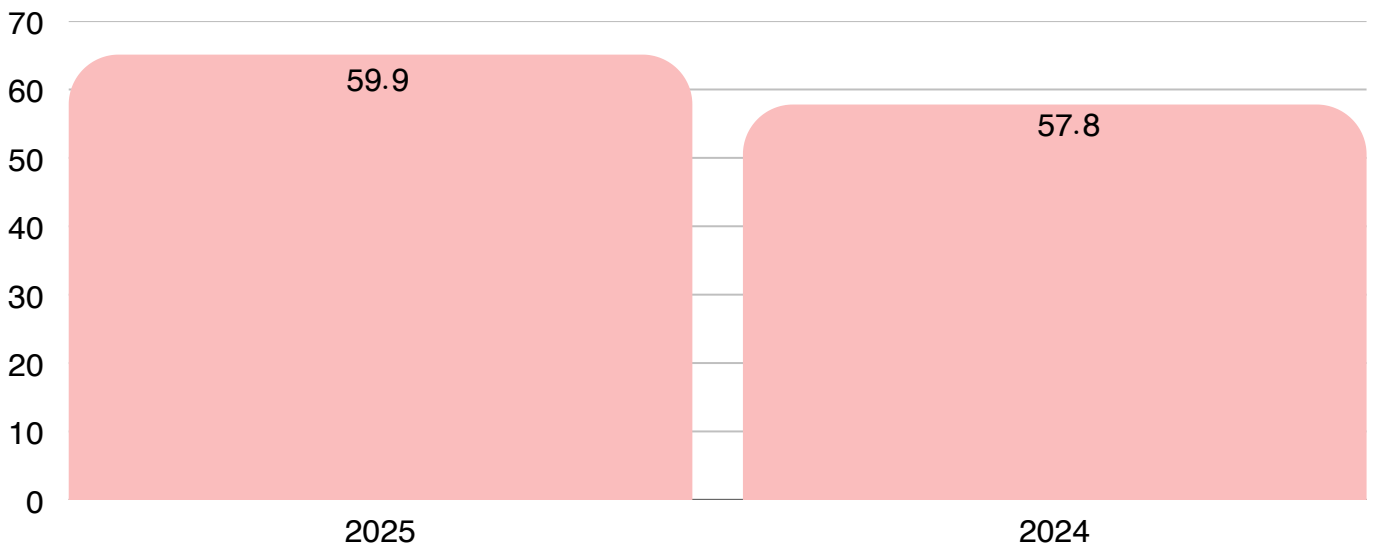


* The above-mentioned figures represent the actual expenditures from the public treasury as indicated by the Ministry of Finance's official reports. These amounts do not include community-funded expenditures or projects that are funded through direct bilateral agreements between partners and the Official Media Sector.

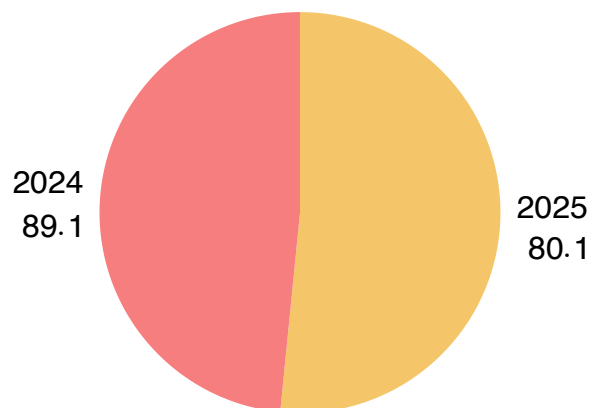
Percentage of annual comparative actual spending for the Official Media Sector, from the overall public expenditures for 2024/2025



Comparative actual spending for 2024/2025 on the item of goods and services for the Official Media Sector/million shekels



Comparative actual spending for 2024/2025 on the item of salaries and wages at the Official Media Sector/million shekels



Analysis of annual comparative actual spending figures for the Official Media Sector, 2024–2025:

One: Annual actual spending for the Official Media Sector in 2025, dropped in 2025, compared to 2024, going from ILS157.5 million to ILS153.6 million.

Two: The percentage of actual spending on the Official Media Sector slightly dropped from 0.90% of overall public expenditures in Palestine in 2024 to 0.89% in 2025.

Three: There was a drop in actual spending in 2025 on the items of salaries and wages and social contributions, compared to 2024.

Four: Spending increased on operational contributions in 2025 compared to 2024, going from ILS57.8 million to ILS59.9 million.

Five: Actual spending on developmental expenditures significantly rose in 2025 compared to 2024, going from ILS -0.04 million to ILS2.16 million.

Conclusion: It is clear from the analysis of the 2024–2025 comparative actual spending report for the Official Media Sector that actual spending decreased in 2025 compared to 2024. The Official Media Sector percentage dropped from overall expenditures in 2025 compared to 2024, from 0.90% to 0.89%. There was a drop in actual spending on the following items: salaries and wages and social contributions, and an increase in operational, capital and developmental expenditures, noting that the report figures are on an accrual basis.

Important Terms:

Expenditures: Includes current as well as capital and developmental expenditures

Current expenditures: Includes salaries, wages, social contributions, operational and transfer expenditures

Salaries and wages: Salaries and wages of Ministry employees

Social contributions: Represents the government's contribution to the General Pension and Social Security Authority for pensioners

Operational costs for "goods and services": the necessary expenditures for the operation of the public institution, i.e. the Ministry (building rentals, electricity, water, fuel, etc.)

Capital expenditures: includes the possession of capital assets (buildings, land, equipment, vehicles, etc.)

Developmental expenditures: are expenditures which have a nature that is different from current expenditures in terms of their useful life and the return from expenditures, whereas their useful life and the return/yield extend beyond one year.

Cash-basis: The method which financial and accounting transactions are conducted upon cash payment of cash receipt, i.e. it focuses on cash flow activity whereby financial operations are not registered in the books until after collection or the cash payment of the due amount is paid.

Accrual basis: The method in which data and accounting in transactions are registered on the date of the occurrence irrespective of cash payment or receipt.